

MICRO-CON-X[®] FIELD INSTALLABLE CONNECTORS

Part Number to Order

XX X XX-XXG-3XX

Connector Type: _____

- 16 - Cable End
- 17 - Panel Mount
- 18 - Cable to Cable

Contact Size: _____

- 2 - #20

Contact Style: _____

- 80 - Crimp (Supplied loose)
- 81 - P/C Tail .187" (4.7) (Supplied assembled)
- 82 - Solder Cup (Supplied assembled)
- 91 - P/C Tail .280" (7.1) (Supplied assembled)*
- 92 - P/C Tail .335" (8.5) (Supplied assembled)*

Number of Contacts: _____

- 2 or 3

Type of Contact: _____

- P - Pin
- S - Socket

Contact Plating: _____

- G - Gold over Nickel (Standard)

Back Shell
Style 3

Grommet Code -

Cable O.D. Range:

11 - .09 - .14 (2.3-3.5)

15 - .15 - .17 (3.8-4.3)

18 - .18 - .20 (4.6-5.1)

Back Shell Style:

- 3 - Weathertight Grommet
Grip/Seal & (1) interfacial
"O" Ring

300 - Panel mount with hex nut
& gasket

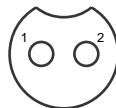
3ES - 300 with Epoxy

*Available in #20 size contact only.

Consult factory for optional threaded coupling.

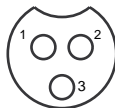
Consult factory for your custom design cable assemblies and connectors. (See pages 3 & 26)

Contact Arrangements

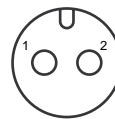


2-#20

CABLE PIN, PANEL SOCKET
AND CABLE TO CABLE SOCKET ONLY

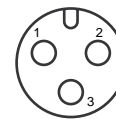


3-#20



2-#20

CABLE SOCKET, PANEL PIN
AND CABLE TO CABLE PIN ONLY



3-#20

Contact arrangements shown are wiring view of cable end pins/sockets.

Key/keyway shown for orientation only.